

2009 PA State IPDA Championship June 19 - 21, 2009

All Shooters



CDP Champion: Michael Bass CDP - Expert 186.80 (56)
 ESP Champion: James E McGinty ESP - Master 165.56 (31)
 SSP Champion: David Olhasso SSP - Master 141.62 (20)
 ESR Champion: Sam Owens ESR - Sharpshooter 263.04 (46)
 SSR Champion: Josh Lentz SSR - Master 197.65 (49)

High Senior: Scott Shalter CDP - Master 189.07 (58)
 High Lady: Cindy Bowser ESP - Sharpshooter 221.24 (64)
 High Law Enforcement: James Meyers SSP - Master 152.29 (9)
 High Industry: David Olhasso SSP - Master 141.62 (20)
 High Junior: James E McGinty ESP - Master 165.56 (31)
 High Military: Neil Glausier CDP - Expert 238.49 (67)
 High Military Veteran: Don Hall ESP - Expert 195.09 (32)
 High Distinguished Senior: Donald F. Miller SSP - Sharpshooter 237.61 (67)
 Most Accurate: James Meyers SSP - Master 152.29 (9)

Match --- Penalties ---

Score PD NT PE FN FTDR Stage 1 Stage 2 Stage 3 Stage 4 Stage 5 Stage 6 Stage 7 Stage 8 Stage 9 Stage 10 Stage 11 Stage 12 Stage 13 Stage 14


CDP - Custom Defensive Pistol

CDP - Master

| | | | | | | | | | | | | | | | | | | | | | | | | | | | | | | | | | | |
|---|-----------------|---------------|----|---|---|---|---|-------|----|------|---|-------|----|-------|----|-------|----|-------|---|---|-------|---|------|---|-------|---|-------|---|-------|---|-------|----|-------|---|
| 1 | Shalter, Scott | 189.07 | 58 | 0 | 1 | 1 | 0 | 11.91 | 6 | 4.32 | 1 | 12.75 | 10 | 23.86 | 11 | 17.66 | 6 | 10.86 | 1 | 0 | 11.59 | 3 | 6.60 | 3 | 16.45 | 1 | 22.72 | 6 | 14.77 | 2 | 24.67 | 8 | 10.91 | 0 |
| 2 | Stasko, Andy | 192.89 | 48 | 0 | 0 | 0 | 0 | 15.35 | 11 | 5.51 | 2 | 10.73 | 7 | 19.88 | 0 | 22.15 | 10 | 12.28 | 0 | 0 | 11.91 | 0 | 8.94 | 5 | 16.17 | 1 | 18.97 | 7 | 15.87 | 2 | 23.39 | 3 | 11.74 | 0 |
| 3 | Sherman, Steven | 214.89 | 58 | 0 | 0 | 2 | 0 | 11.96 | 1 | 4.83 | 0 | 11.67 | 7 | 28.53 | 11 | 30.43 | 17 | 11.20 | 1 | 0 | 13.55 | 2 | 7.64 | 1 | 18.37 | 0 | 16.12 | 4 | 16.08 | 1 | 29.35 | 10 | 15.16 | 3 |
| | Redl, Mark | DNF | | | | | | 0 | | 0 | | 0 | | 0 | | 0 | | 0 | | 0 | | 0 | | 0 | | 0 | | 0 | | 0 | | 0 | | 0 |

CDP - Expert

| | | | | | | | | | | | | | | | | | | | | | | | | | | | | | | | | | | |
|---|-----------------|---------------|----|---|---|---|---|-------|----|-------|---|-------|----|-------|----|-------|----|-------|---|---|-------|---|-------|---|-------|---|-------|----|-------|---|-------|----|-------|----|
| 1 | Bass, Michael | 186.80 | 56 | 0 | 0 | 0 | 0 | 11.79 | 5 | 5.48 | 2 | 15.01 | 15 | 22.39 | 10 | 17.66 | 3 | 11.27 | 0 | 0 | 11.06 | 0 | 8.05 | 6 | 17.58 | 0 | 14.74 | 0 | 18.84 | 7 | 24.25 | 8 | 8.68 | 0 |
| 2 | Pollard, Bucky | 210.99 | 71 | 1 | 1 | 1 | 0 | 15.59 | 9 | 5.47 | 2 | 24.48 | 24 | 16.51 | 1 | 25.60 | 6 | 11.19 | 0 | 0 | 16.47 | 6 | 5.79 | 1 | 21.04 | 7 | 16.95 | 6 | 16.68 | 3 | 22.81 | 6 | 12.41 | 0 |
| 3 | Ensley, Russell | 232.59 | 68 | 0 | 1 | 2 | 0 | 14.05 | 6 | 14.66 | 9 | 20.03 | 14 | 26.88 | 6 | 24.01 | 2 | 12.97 | 0 | 0 | 12.83 | 2 | 11.48 | 4 | 21.10 | 4 | 19.00 | 11 | 18.11 | 1 | 23.12 | 7 | 14.35 | 2 |
| 4 | Lewis, Robert | 237.14 | 60 | 1 | 1 | 1 | 0 | 19.03 | 11 | 5.45 | 0 | 11.16 | 6 | 26.56 | 14 | 40.28 | 13 | 12.53 | 0 | 0 | 14.75 | 2 | 12.51 | 7 | 22.71 | 1 | 16.37 | 2 | 16.61 | 1 | 25.18 | 3 | 14.00 | 0 |
| 5 | Glausier, Neil | 238.49 | 67 | 0 | 3 | 0 | 1 | 31.45 | 5 | 7.92 | 1 | 13.94 | 12 | 20.88 | 7 | 25.73 | 10 | 15.31 | 0 | 0 | 12.35 | 2 | 8.32 | 3 | 18.00 | 1 | 25.28 | 12 | 18.67 | 4 | 29.53 | 10 | 11.11 | 0 |
| 6 | Wynne, Colin | 251.35 | 83 | 0 | 2 | 0 | 0 | 23.32 | 22 | 7.22 | 1 | 18.71 | 14 | 26.54 | 3 | 26.73 | 16 | 14.06 | 2 | 0 | 12.47 | 2 | 12.61 | 1 | 23.28 | 1 | 23.91 | 4 | 17.80 | 2 | 29.88 | 13 | 14.82 | 2 |
| 7 | Bradley, Leland | 309.54 | 99 | 0 | 6 | 1 | 0 | 15.46 | 7 | 7.41 | 4 | 10.42 | 6 | 38.93 | 21 | 42.39 | 4 | 25.00 | 1 | 0 | 20.61 | 2 | 12.16 | 6 | 26.75 | 2 | 33.04 | 20 | 22.26 | 3 | 42.28 | 12 | 12.83 | 11 |
| | Stepien, John | DNF | | | | | | 0 | | 0 | | 0 | | 0 | | 0 | | 0 | | 0 | | 0 | | 0 | | 0 | | 0 | | 0 | | 0 | | 0 |
| | Dwyer, Bob | DQ | | | | | | | | | | | | | | | | | | | | | | | | | | | | | | | | |



2009 PA State IPDA Championship

June 19 - 21, 2009

All Shooters



Match
Score

--- Penalties ---

PD NT PE FN FTDR Stage 1 Stage 2 Stage 3 Stage 4 Stage 5 Stage 6 Stage 7 Stage 8 Stage 9 Stage 10 Stage 11 Stage 12 Stage 13 Stage 14

CDP - Sharpshooter

| | | | | | | | | | | | | | | | | | | | | | | | | | | | | | | | | | | | |
|----|--------------------|---------------|-----|---|---|---|---|-------|----|-------|----|-------|----|-------|----|-------|----|-------|---|---|-------|---|-------|----|-------|---|-------|----|-------|---|-------|----|-------|---|--|
| 1 | Bidlack, Warren | 239.44 | 61 | 2 | 0 | 1 | 0 | 13.34 | 3 | 7.66 | 2 | 10.96 | 4 | 29.53 | 13 | 34.31 | 8 | 15.47 | 0 | 0 | 17.39 | 2 | 8.14 | 2 | 16.67 | 2 | 19.90 | 8 | 23.50 | 6 | 30.21 | 11 | 12.36 | 0 | |
| 2 | Smith, Allen | 249.04 | 38 | 1 | 0 | 0 | 0 | 22.53 | 11 | 6.59 | 1 | 12.46 | 5 | 26.71 | 0 | 29.14 | 5 | 13.41 | 0 | 0 | 16.14 | 0 | 10.00 | 3 | 19.48 | 0 | 20.09 | 4 | 24.25 | 6 | 33.98 | 3 | 14.26 | 0 | |
| 3 | DiNunzio, Michael | 252.62 | 60 | 0 | 3 | 0 | 0 | 15.23 | 5 | 6.31 | 3 | 18.40 | 17 | 23.02 | 7 | 33.44 | 2 | 14.47 | 0 | 0 | 15.21 | 2 | 6.75 | 1 | 25.61 | 1 | 21.15 | 7 | 22.65 | 2 | 33.96 | 12 | 16.42 | 1 | |
| 4 | Kachel, Jeffrey | 253.61 | 63 | 0 | 1 | 2 | 0 | 15.01 | 10 | 5.85 | 0 | 14.05 | 8 | 42.78 | 25 | 25.00 | 7 | 16.87 | 0 | 0 | 15.99 | 4 | 11.47 | 1 | 26.75 | 0 | 19.72 | 4 | 19.33 | 0 | 27.37 | 4 | 13.42 | 0 | |
| 5 | Green, Cameron | 254.62 | 60 | 0 | 0 | 0 | 0 | 23.57 | 13 | 6.58 | 0 | 12.47 | 11 | 23.56 | 7 | 30.04 | 3 | 18.10 | 1 | 0 | 15.23 | 0 | 9.96 | 4 | 18.61 | 0 | 21.46 | 8 | 25.78 | 8 | 31.46 | 5 | 17.80 | 0 | |
| 6 | Hoch, Jeff | 257.01 | 73 | 0 | 1 | 0 | 0 | 20.24 | 12 | 7.69 | 2 | 15.67 | 10 | 27.49 | 6 | 39.55 | 18 | 16.93 | 0 | 0 | 14.81 | 0 | 8.09 | 2 | 19.48 | 4 | 20.70 | 8 | 19.55 | 2 | 30.72 | 9 | 16.09 | 0 | |
| 7 | Burris, Roger | 257.88 | 65 | 0 | 2 | 0 | 0 | 14.95 | 6 | 6.21 | 2 | 22.26 | 6 | 24.72 | 5 | 30.64 | 15 | 16.32 | 0 | 0 | 16.58 | 0 | 11.42 | 10 | 23.63 | 3 | 23.90 | 10 | 21.91 | 5 | 29.75 | 3 | 15.59 | 0 | |
| 8 | Thompson, John | 264.46 | 68 | 0 | 1 | 0 | 0 | 22.31 | 20 | 9.31 | 6 | 18.43 | 5 | 26.24 | 11 | 25.60 | 4 | 14.89 | 1 | 0 | 19.70 | 0 | 9.41 | 2 | 25.19 | 0 | 22.06 | 7 | 23.19 | 1 | 31.53 | 10 | 16.60 | 1 | |
| 9 | Kirkpatrick, Tim | 265.81 | 72 | 0 | 1 | 1 | 0 | 18.24 | 12 | 6.78 | 1 | 22.99 | 15 | 24.93 | 1 | 38.96 | 16 | 15.39 | 0 | 0 | 16.27 | 3 | 15.35 | 7 | 20.44 | 3 | 20.19 | 8 | 19.91 | 3 | 32.45 | 3 | 13.91 | 0 | |
| 10 | Kappel, Bob | 286.09 | 97 | 0 | 2 | 1 | 0 | 23.76 | 17 | 5.03 | 1 | 18.14 | 18 | 24.39 | 5 | 33.15 | 15 | 18.23 | 0 | 0 | 16.44 | 1 | 6.58 | 2 | 28.02 | 2 | 21.61 | 11 | 21.28 | 4 | 37.80 | 16 | 31.66 | 5 | |
| 11 | Fimiano, Ernie | 287.48 | 110 | 0 | 1 | 3 | 0 | 18.50 | 13 | 6.82 | 0 | 34.04 | 33 | 36.68 | 15 | 23.02 | 6 | 19.51 | 0 | 0 | 15.27 | 7 | 15.85 | 1 | 21.28 | 3 | 18.91 | 3 | 20.43 | 3 | 42.36 | 26 | 14.81 | 0 | |
| 12 | Palagruto, Vince | 294.73 | 83 | 0 | 0 | 2 | 0 | 13.75 | 5 | 7.05 | 1 | 26.01 | 14 | 33.90 | 14 | 29.58 | 2 | 18.55 | 0 | 0 | 17.60 | 1 | 17.12 | 6 | 24.64 | 4 | 22.33 | 8 | 23.14 | 4 | 41.23 | 16 | 19.83 | 8 | |
| 13 | Naples, Patrick | 300.69 | 81 | 0 | 3 | 2 | 0 | 17.84 | 11 | 7.18 | 2 | 12.72 | 4 | 38.20 | 16 | 28.72 | 4 | 26.43 | 1 | 0 | 20.70 | 4 | 13.69 | 1 | 22.02 | 3 | 25.99 | 13 | 26.61 | 7 | 37.94 | 13 | 22.65 | 2 | |
| 14 | Evler, Allen | 306.05 | 75 | 0 | 0 | 1 | 0 | 21.62 | 16 | 8.33 | 1 | 19.89 | 6 | 33.20 | 10 | 36.00 | 6 | 23.95 | 1 | 0 | 17.87 | 1 | 10.23 | 6 | 21.23 | 1 | 25.02 | 10 | 25.64 | 2 | 47.32 | 15 | 15.75 | 0 | |
| 15 | Shuter, John | 338.48 | 122 | 1 | 5 | 1 | 0 | 23.15 | 18 | 10.11 | 10 | 21.72 | 4 | 30.69 | 13 | 51.79 | 27 | 18.53 | 0 | 0 | 24.00 | 7 | 8.70 | 3 | 28.47 | 5 | 31.98 | 15 | 26.73 | 4 | 40.52 | 14 | 22.09 | 2 | |
| 16 | Bingaman, Drew | 339.83 | 84 | 0 | 4 | 3 | 0 | 23.46 | 10 | 6.57 | 1 | 15.99 | 11 | 43.98 | 4 | 38.26 | 11 | 17.86 | 2 | 0 | 17.21 | 1 | 13.18 | 5 | 27.93 | 3 | 26.82 | 7 | 21.80 | 0 | 64.36 | 27 | 22.41 | 2 | |
| | Packett, Robert | DNF | | | | | | 0 | | 0 | | 0 | | 0 | | 0 | | 0 | | 0 | | 0 | | 0 | | 0 | | 0 | | 0 | | 0 | | 0 | |
| | Lenczewska, Joanna | DQ | | | | | | | | | | | | | | | | | | | | | | | | | | | | | | | | | |
| | Pidge, Carl | DQ | | | | | | | | | | | | | | | | | | | | | | | | | | | | | | | | | |

CDP - Marksman

| | | | | | | | | | | | | | | | | | | | | | | | | | | | | | | | | | | |
|----|-------------------|---------------|-----|---|---|---|---|-------|----|-------|---|-------|----|-------|----|-------|----|-------|---|---|-------|----|-------|----|-------|----|-------|----|-------|---|-------|----|-------|---|
| 1 | Chiappardi, Frank | 265.69 | 89 | 0 | 0 | 0 | 0 | 25.90 | 21 | 5.43 | 1 | 15.84 | 15 | 25.39 | 8 | 36.55 | 15 | 15.58 | 1 | 0 | 16.09 | 3 | 8.22 | 2 | 21.28 | 0 | 20.57 | 8 | 22.85 | 6 | 32.98 | 7 | 19.01 | 2 |
| 2 | Jablonski, David | 288.80 | 86 | 0 | 1 | 3 | 0 | 18.68 | 12 | 7.04 | 2 | 14.57 | 8 | 29.93 | 10 | 32.02 | 4 | 14.43 | 0 | 0 | 15.08 | 2 | 11.70 | 10 | 26.90 | 1 | 23.74 | 14 | 24.66 | 4 | 54.80 | 18 | 15.25 | 1 |
| 3 | Hosage, Paul | 295.97 | 118 | 0 | 1 | 2 | 0 | 32.65 | 29 | 5.76 | 1 | 16.48 | 14 | 45.43 | 24 | 33.65 | 15 | 14.02 | 1 | 0 | 16.94 | 0 | 9.10 | 6 | 21.86 | 0 | 24.02 | 11 | 20.60 | 1 | 35.80 | 16 | 19.66 | 0 |
| 4 | Gallagher, Craig | 301.15 | 79 | 0 | 1 | 2 | 0 | 18.33 | 9 | 6.94 | 3 | 18.26 | 8 | 46.63 | 21 | 38.73 | 0 | 16.86 | 0 | 0 | 21.35 | 9 | 10.51 | 10 | 25.88 | 3 | 19.68 | 8 | 26.11 | 1 | 35.08 | 7 | 16.79 | 0 |
| 5 | Graham, Scott | 305.15 | 88 | 1 | 2 | 2 | 0 | 19.68 | 9 | 7.39 | 1 | 19.64 | 11 | 38.81 | 13 | 39.92 | 4 | 17.30 | 5 | 0 | 17.25 | 5 | 8.73 | 4 | 18.51 | 0 | 26.85 | 14 | 29.46 | 6 | 43.69 | 12 | 17.92 | 4 |
| 6 | Hosage, Stephen | 307.82 | 107 | 0 | 2 | 4 | 0 | 36.15 | 24 | 5.02 | 0 | 14.36 | 12 | 45.13 | 22 | 26.59 | 12 | 18.43 | 0 | 0 | 19.62 | 4 | 14.59 | 9 | 24.16 | 2 | 20.06 | 3 | 22.99 | 4 | 39.75 | 12 | 20.97 | 3 |
| 7 | Poole, Radney | 308.59 | 104 | 0 | 3 | 2 | 0 | 20.66 | 14 | 6.53 | 2 | 20.25 | 18 | 29.60 | 3 | 42.52 | 4 | 21.52 | 6 | 0 | 27.83 | 22 | 8.31 | 1 | 23.19 | 7 | 28.26 | 16 | 27.77 | 2 | 39.24 | 9 | 12.91 | 0 |
| 8 | Kolmacic, Mark | 313.05 | 157 | 0 | 1 | 5 | 0 | 32.40 | 22 | 5.80 | 2 | 19.65 | 16 | 37.66 | 13 | 32.32 | 13 | 15.95 | 2 | 0 | 20.35 | 17 | 7.90 | 5 | 30.47 | 18 | 37.71 | 33 | 23.59 | 6 | 31.11 | 8 | 18.14 | 2 |
| 9 | Tiger, Leroy | 319.61 | 130 | 0 | 2 | 3 | 0 | 31.26 | 35 | 9.24 | 3 | 14.84 | 14 | 30.07 | 15 | 30.28 | 7 | 17.78 | 4 | 0 | 23.18 | 3 | 8.66 | 10 | 33.10 | 2 | 35.25 | 18 | 25.94 | 5 | 40.39 | 7 | 19.62 | 7 |
| 10 | Schleicher, Terry | 374.25 | 106 | 0 | 3 | 2 | 0 | 24.16 | 17 | 7.78 | 0 | 18.10 | 7 | 43.50 | 13 | 31.82 | 10 | 27.67 | 5 | 0 | 25.59 | 2 | 10.42 | 4 | 29.52 | 0 | 36.26 | 16 | 35.06 | 2 | 61.79 | 26 | 22.58 | 4 |
| 11 | Granico, Rachael | 377.32 | 100 | 0 | 3 | 1 | 0 | 20.46 | 12 | 11.47 | 6 | 23.65 | 7 | 37.20 | 7 | 37.95 | 11 | 17.61 | 0 | 0 | 21.06 | 9 | 12.55 | 2 | 51.56 | 1 | 47.42 | 20 | 28.00 | 8 | 47.57 | 17 | 20.82 | 0 |

ESP - Enhanced Service Pistol

ESP - Master

| | | | | | | | | | | | | | | | | | | | | | | | | | | | | | | | | | | |
|---|------------------|---------------|----|---|---|---|---|-------------|----------|-------|---|-------|----|-------|----|--------------|----------|-------------|----------|---|-------|---|------|---|-------|---|-------|---|-------|----|-------|---|-------------|----------|
| 1 | McGinty, James E | 165.56 | 31 | 0 | 1 | 0 | 1 | 25.42 | 1 | 4.44 | 1 | 11.67 | 3 | 15.28 | 1 | 13.18 | 3 | 9.38 | 1 | 0 | 10.61 | 2 | 7.91 | 5 | 15.17 | 3 | 12.90 | 3 | 13.37 | 0 | 18.75 | 8 | 7.48 | 0 |
| 2 | Keefe, Michael | 180.57 | 43 | 0 | 0 | 0 | 0 | 9.85 | 6 | 5.96 | 3 | 10.29 | 3 | 18.86 | 8 | 19.80 | 5 | 13.44 | 5 | 0 | 11.60 | 0 | 7.22 | 4 | 17.72 | 0 | 14.82 | 2 | 14.09 | 0 | 22.24 | 7 | 14.68 | 0 |
| 3 | Buchanan, Joe | 227.59 | 84 | 0 | 0 | 1 | 0 | 7.12 | 3 | 10.48 | 6 | 26.30 | 24 | 26.52 | 10 | 17.73 | 2 | 13.62 | 0 | 0 | 10.62 | 4 | 9.11 | 4 | 19.80 | 2 | 15.30 | 6 | 26.21 | 10 | 17.07 | 0 | 27.71 | 13 |



2009 PA State IPDA Championship June 19 - 21, 2009

All Shooters



Match --- Penalties ---
Score PD NT PE FN FTDR Stage 1 Stage 2 Stage 3 Stage 4 Stage 5 Stage 6 Stage 7 Stage 8 Stage 9 Stage 10 Stage 11 Stage 12 Stage 13 Stage 14

ESP - Expert

| | | | | | | | | | | | | | | | | | | | | | | | | | | | | | | | | | |
|---------------------------|---------------|----|---|---|---|---|-------|----|------|---|-------|----|-------|----|-------|----|-------|---|---|-------|---|-------|----|-------|---|-------|-------|-------|-------|-------|----|-------|---|
| 1 Unruh, Jon | 184.87 | 36 | 1 | 2 | 0 | 0 | 11.02 | 11 | 5.34 | 2 | 8.64 | 4 | 18.82 | 2 | 22.73 | 5 | 10.43 | 2 | 0 | 13.75 | 1 | 5.66 | 1 | 20.60 | 2 | 14.42 | 3 | 17.84 | 1 | 22.20 | 2 | 13.42 | 0 |
| 2 Grilletto, Victor | 189.60 | 71 | 0 | 2 | 0 | 0 | 10.02 | 10 | 5.50 | 3 | 15.66 | 16 | 16.85 | 3 | 19.82 | 3 | 10.93 | 1 | 0 | 13.03 | 2 | 7.94 | 6 | 17.57 | 5 | 18.34 | 7 | 19.65 | 4 | 21.18 | 5 | 13.11 | 6 |
| 3 Cronin, Patrick | 191.84 | 62 | 1 | 1 | 0 | 0 | 9.88 | 10 | 3.93 | 1 | 10.25 | 5 | 24.19 | 7 | 24.98 | 9 | 9.41 | 1 | 0 | 10.09 | 2 | 8.41 | 4 | 14.92 | 2 | 15.55 | 6 | 19.32 | 4 | 32.78 | 10 | 8.13 | 1 |
| 4 Ulrich, Jason | 193.92 | 36 | 0 | 0 | 0 | 0 | 10.84 | 7 | 5.52 | 1 | 12.83 | 12 | 23.43 | 3 | 17.90 | 1 | 12.94 | 0 | 0 | 12.82 | 0 | 9.02 | 4 | 19.72 | 0 | 16.38 | 3 | 18.70 | 1 | 23.56 | 4 | 10.26 | 0 |
| 5 Hall, Don | 195.09 | 32 | 0 | 2 | 0 | 0 | 9.90 | 6 | 5.14 | 1 | 13.95 | 6 | 26.01 | 6 | 16.45 | 2 | 12.76 | 0 | 0 | 11.37 | 0 | 6.59 | 0 | 16.85 | 2 | 15.06 | 3 | 17.49 | 1 | 24.29 | 5 | 19.23 | 0 |
| 6 Dolio, David | 207.71 | 61 | 0 | 0 | 0 | 0 | 14.60 | 16 | 5.85 | 1 | 19.68 | 17 | 20.67 | 0 | 21.69 | 10 | 14.74 | 0 | 0 | 11.75 | 0 | 6.49 | 0 | 19.53 | 1 | 17.16 | 5 | 17.27 | 2 | 27.14 | 9 | 11.14 | 0 |
| 7 McGinty, Joseph F. | 228.72 | 77 | 1 | 1 | 0 | 0 | 12.71 | 12 | 7.47 | 6 | 12.11 | 9 | 23.55 | 9 | 25.37 | 5 | 18.54 | 0 | 0 | 16.04 | 6 | 8.66 | 5 | 18.48 | 3 | 19.85 | 8 | 24.04 | 1 | 28.09 | 7 | 13.81 | 6 |
| 8 Weinger, Karl A. | 232.55 | 74 | 2 | 0 | 1 | 0 | 14.03 | 15 | 5.30 | 0 | 11.55 | 7 | 30.45 | 14 | 26.21 | 6 | 17.99 | 1 | 0 | 16.04 | 3 | 10.64 | 10 | 14.63 | 2 | 22.75 | 10 | 25.75 | 1 | 26.49 | 5 | 10.72 | 0 |
| 9 Wolfe, Stephen | 240.98 | 56 | 0 | 2 | 1 | 0 | 12.41 | 9 | 6.26 | 2 | 16.18 | 11 | 31.49 | 10 | 22.07 | 4 | 25.52 | 1 | 0 | 13.84 | 1 | 8.95 | 3 | 13.44 | 0 | 20.76 | 4 | 21.56 | 0 | 32.09 | 11 | 16.41 | 0 |
| 10 Pescatore Jr., Raymond | 246.10 | 37 | 0 | 2 | 0 | 0 | 10.15 | 4 | 6.59 | 1 | 17.10 | 1 | 26.08 | 2 | 29.20 | 7 | 13.84 | 0 | 0 | 13.46 | 0 | 11.32 | 2 | 19.33 | 0 | 27.23 | 11 | 19.58 | 2 | 31.96 | 6 | 20.26 | 1 |
| Bastian, Perry | DNF | | | | | | 0 | | 0 | | 13.09 | 14 | 18.73 | 4 | 23.18 | 4 | 16.66 | 1 | 0 | 0 | 0 | 0 | 0 | 0 | 0 | 0 | 18.32 | 2 | 19.94 | 3 | 0 | 0 | |


ESP - Sharpshooter

| | | | | | | | | | | | | | | | | | | | | | | | | | | | | | | | | | |
|-----------------------|---------------|-----|---|---|---|---|-------|----|-------|---|-------|----|-------|----|-------|----|-------|---|---|-------|----|-------|---|-------|---|-------|----|-------|----|-------|----|-------|---|
| 1 Romaniw, Walt | 221.19 | 60 | 0 | 1 | 0 | 0 | 14.31 | 15 | 5.76 | 1 | 13.46 | 8 | 24.40 | 7 | 20.16 | 3 | 19.18 | 6 | 0 | 12.33 | 2 | 8.25 | 2 | 19.88 | 4 | 19.93 | 7 | 20.31 | 0 | 29.53 | 5 | 13.69 | 0 |
| 2 Bowser, Cindy | 221.24 | 64 | 0 | 1 | 1 | 0 | 12.67 | 13 | 7.15 | 4 | 12.87 | 8 | 22.09 | 0 | 31.98 | 4 | 13.36 | 0 | 0 | 12.39 | 0 | 9.35 | 4 | 17.08 | 2 | 17.26 | 8 | 20.22 | 4 | 35.03 | 16 | 9.79 | 1 |
| 3 Himschoot, Frank | 222.13 | 50 | 0 | 1 | 1 | 0 | 11.19 | 9 | 4.82 | 1 | 12.33 | 5 | 20.59 | 2 | 20.77 | 3 | 16.60 | 0 | 0 | 21.80 | 0 | 9.83 | 4 | 16.37 | 2 | 23.30 | 11 | 22.69 | 2 | 31.61 | 11 | 10.23 | 0 |
| 4 Zekoski, Bob | 226.51 | 66 | 0 | 1 | 0 | 0 | 15.70 | 18 | 5.27 | 0 | 13.89 | 9 | 22.80 | 6 | 24.86 | 13 | 15.76 | 1 | 0 | 14.78 | 0 | 7.70 | 2 | 16.42 | 0 | 28.31 | 12 | 21.50 | 1 | 27.92 | 4 | 11.60 | 0 |
| 5 Jacukowicz, Leonard | 239.76 | 99 | 0 | 1 | 2 | 0 | 10.59 | 8 | 5.45 | 1 | 19.17 | 25 | 19.53 | 11 | 19.88 | 3 | 12.60 | 0 | 0 | 21.54 | 14 | 7.91 | 5 | 20.57 | 7 | 17.54 | 7 | 22.70 | 4 | 34.09 | 13 | 28.19 | 1 |
| 6 Bingaman, Garth | 247.95 | 92 | 1 | 0 | 1 | 0 | 15.82 | 18 | 7.21 | 5 | 16.31 | 11 | 33.46 | 11 | 30.74 | 15 | 20.44 | 9 | 0 | 15.02 | 2 | 8.11 | 6 | 16.63 | 1 | 18.87 | 4 | 18.74 | 3 | 26.84 | 6 | 19.76 | 1 |
| 7 Wakeham, Blair | 249.35 | 65 | 0 | 1 | 2 | 0 | 14.77 | 5 | 6.02 | 1 | 21.50 | 16 | 34.35 | 16 | 25.95 | 7 | 16.10 | 0 | 0 | 14.68 | 4 | 9.63 | 1 | 19.60 | 1 | 21.78 | 1 | 20.07 | 0 | 35.83 | 13 | 9.07 | 0 |
| 8 Cohen, Bruce | 250.75 | 50 | 0 | 3 | 0 | 0 | 15.26 | 16 | 5.99 | 1 | 17.75 | 4 | 24.39 | 0 | 27.22 | 0 | 15.00 | 0 | 0 | 18.42 | 1 | 10.64 | 6 | 19.56 | 0 | 28.44 | 9 | 24.33 | 8 | 28.13 | 5 | 15.62 | 0 |
| 9 Keppler, Bob | 262.86 | 83 | 1 | 2 | 1 | 0 | 17.11 | 12 | 6.90 | 1 | 18.67 | 19 | 27.38 | 13 | 34.30 | 9 | 18.62 | 2 | 0 | 19.41 | 4 | 10.10 | 5 | 30.54 | 4 | 19.51 | 3 | 20.20 | 3 | 28.90 | 8 | 11.22 | 0 |
| 10 Rusnak, Randy | 298.54 | 105 | 0 | 7 | 3 | 0 | 15.49 | 19 | 12.29 | 2 | 24.13 | 16 | 37.60 | 20 | 25.91 | 2 | 18.62 | 1 | 0 | 19.76 | 1 | 14.30 | 5 | 25.94 | 1 | 24.28 | 6 | 38.51 | 20 | 30.21 | 10 | 11.50 | 2 |
| Martin, Jim | DNF | | | | | | 0 | | 0 | | 0 | 0 | 0 | 0 | 0 | 0 | 0 | 0 | 0 | 0 | 0 | 0 | 0 | 0 | 0 | 0 | 0 | 0 | 0 | 0 | 0 | 0 | 0 |
| Smolkovich, Lou | DNF | | | | | | 0 | | 0 | | 0 | 0 | 0 | 0 | 0 | 0 | 0 | 0 | 0 | 0 | 0 | 0 | 0 | 0 | 0 | 0 | 0 | 0 | 0 | 0 | 0 | 0 | 0 |

ESP - Marksman

| | | | | | | | | | | | | | | | | | | | | | | | | | | | | | | | | | |
|-------------------------|---------------|-----|---|---|---|---|-------|----|-------|---|-------|----|-------|----|-------|----|-------|---|---|-------|---|-------|----|-------|---|-------|----|-------|---|-------|----|-------|---|
| 1 Richards, Tom | 261.86 | 95 | 1 | 2 | 0 | 0 | 13.00 | 13 | 8.17 | 1 | 19.24 | 17 | 29.88 | 20 | 27.70 | 5 | 16.43 | 0 | 0 | 13.06 | 1 | 8.91 | 3 | 21.02 | 0 | 32.57 | 20 | 17.72 | 3 | 35.93 | 11 | 18.23 | 1 |
| 2 Pierson, Bill | 263.48 | 61 | 1 | 0 | 1 | 0 | 15.55 | 14 | 5.78 | 0 | 13.95 | 3 | 25.32 | 4 | 30.76 | 4 | 17.07 | 0 | 0 | 19.34 | 4 | 9.13 | 2 | 21.32 | 3 | 18.37 | 3 | 22.23 | 3 | 41.80 | 15 | 22.86 | 6 |
| 3 Hall, R J | 267.29 | 67 | 0 | 6 | 0 | 0 | 11.70 | 7 | 10.41 | 1 | 15.02 | 8 | 26.06 | 10 | 29.81 | 8 | 22.64 | 0 | 0 | 19.07 | 4 | 8.94 | 5 | 20.69 | 3 | 27.36 | 15 | 21.62 | 2 | 37.50 | 4 | 16.47 | 0 |
| 4 Witt, Dean | 292.55 | 73 | 1 | 0 | 1 | 0 | 15.79 | 16 | 6.73 | 2 | 14.60 | 10 | 29.42 | 1 | 34.54 | 1 | 14.53 | 0 | 0 | 17.62 | 2 | 17.21 | 8 | 22.08 | 4 | 35.40 | 7 | 29.71 | 6 | 38.72 | 16 | 16.20 | 0 |
| 5 Fox, Rich | 301.08 | 68 | 0 | 0 | 0 | 0 | 21.36 | 11 | 15.07 | 1 | 19.14 | 13 | 29.45 | 10 | 31.64 | 7 | 25.12 | 0 | 0 | 17.54 | 1 | 21.68 | 10 | 18.69 | 0 | 24.63 | 9 | 25.05 | 6 | 35.75 | 0 | 15.96 | 0 |
| 6 Leidy, Randy | 303.08 | 110 | 1 | 3 | 2 | 0 | 14.83 | 15 | 7.76 | 1 | 16.61 | 15 | 32.72 | 17 | 31.97 | 6 | 19.93 | 0 | 0 | 22.58 | 2 | 7.74 | 6 | 25.85 | 3 | 32.14 | 17 | 24.43 | 2 | 52.64 | 25 | 13.88 | 1 |
| 7 Raiké, Robert | 304.92 | 102 | 0 | 0 | 2 | 0 | 13.05 | 14 | 6.69 | 0 | 43.42 | 31 | 28.69 | 8 | 47.35 | 18 | 20.34 | 0 | 0 | 23.39 | 7 | 10.59 | 1 | 21.81 | 1 | 20.51 | 5 | 28.72 | 8 | 28.55 | 5 | 11.81 | 4 |
| 8 Hall II, Frederick B. | 305.25 | 117 | 1 | 3 | 3 | 0 | 17.68 | 21 | 6.17 | 2 | 17.08 | 10 | 38.75 | 17 | 29.35 | 11 | 23.14 | 1 | 0 | 20.05 | 9 | 6.57 | 2 | 30.39 | 7 | 22.65 | 8 | 31.88 | 6 | 46.52 | 16 | 15.02 | 7 |
| 9 Good, Paul | 479.57 | 181 | 0 | 3 | 2 | 0 | 25.43 | 26 | 16.40 | 3 | 33.95 | 26 | 40.07 | 15 | 76.20 | 33 | 33.25 | 8 | 0 | 29.15 | 3 | 14.55 | 8 | 36.58 | 4 | 44.46 | 25 | 34.10 | 3 | 68.57 | 23 | 26.86 | 4 |
| Thomas, Ron | DQ | | | | | | | | | | | | | | | | | | | | | | | | | | | | | | | | |
| Bowman, Frank | DNF | | | | | | 0 | | 0 | | 0 | 0 | 0 | 0 | 0 | 0 | 0 | 0 | 0 | 21.77 | 3 | 10.72 | 5 | 0 | 0 | 0 | 0 | 0 | 0 | 0 | 0 | 0 | 0 |
| Burns, Mike | DNF | | | | | | 20.55 | 21 | 6.14 | 1 | 12.55 | 8 | 40.18 | 30 | 0 | 0 | 0 | 0 | 0 | 0 | 0 | 0 | 0 | 0 | 0 | 0 | 0 | 0 | 0 | 0 | 0 | 0 | 0 |

SSP - Stock Service Pistol



2009 PA State IPDA Championship

June 19 - 21, 2009

All Shooters




Match --- Penalties ---
 Score PD NT PE FN FTDR Stage 1 Stage 2 Stage 3 Stage 4 Stage 5 Stage 6 Stage 7 Stage 8 Stage 9 Stage 10 Stage 11 Stage 12 Stage 13 Stage 14

SSP - Master

| | | | | | | | | | | | | | | | | | | | | | | | | | | | | | | | | | |
|-------------------------|---------------|----|---|---|---|---|-------|----|-------------|-------------|-------|-------|--------------|----------|-------|-------|-------|---|-------------|-------|------|-------|-------|-------|--------------|----------|--------------|----------|--------------|----------|------|-------|----|
| 1 Olhasso, David | 141.62 | 20 | 0 | 1 | 0 | 0 | 7.45 | 4 | 3.79 | 8.01 | 3 | 14.82 | 0 | 13.25 | 1 | 12.88 | 2 | 0 | 9.90 | 0 | 9.50 | 2 | 12.91 | 1 | 12.29 | 4 | 12.59 | 0 | 16.67 | 3 | 7.56 | 0 | |
| 2 Meyers, James | 152.29 | 9 | 0 | 1 | 0 | 0 | 7.79 | 2 | 4.59 | 1 | 8.66 | 1 | 14.74 | 0 | 15.24 | 0 | 9.66 | 0 | 0 | 12.40 | 1 | 5.91 | 2 | 14.59 | 0 | 17.25 | 2 | 13.17 | 0 | 20.49 | 0 | 7.80 | 0 |
| 3 Steskla, Brian | 169.68 | 38 | 0 | 0 | 0 | 0 | 8.61 | 5 | 6.23 | 4 | 8.78 | 4 | 17.94 | 3 | 16.05 | 2 | 13.95 | 0 | 0 | 12.47 | 3 | 5.85 | 2 | 19.52 | 2 | 14.81 | 4 | 15.62 | 1 | 20.04 | 7 | 9.81 | 1 |
| 4 Burwell II, Danial A. | 170.72 | 38 | 0 | 0 | 1 | 0 | 9.49 | 8 | 5.41 | 3 | 8.09 | 1 | 24.74 | 11 | 15.28 | 1 | 11.29 | 0 | 0 | 14.40 | 0 | 8.42 | 2 | 18.18 | 2 | 13.08 | 2 | 14.25 | 3 | 19.85 | 5 | 8.24 | 0 |
| 5 London, Joel | 172.26 | 49 | 0 | 0 | 1 | 0 | 8.73 | 6 | 4.62 | 1 | 9.97 | 6 | 18.61 | 1 | 18.37 | 5 | 12.15 | 1 | 0 | 11.53 | 4 | 5.78 | 2 | 19.40 | 12 | 16.52 | 4 | 15.34 | 1 | 21.66 | 6 | 9.58 | 0 |
| 6 Groff, Phillip | 175.17 | 18 | 0 | 2 | 0 | 0 | 10.74 | 7 | 4.74 | 0 | 9.62 | 1 | 20.92 | 0 | 18.36 | 2 | 13.95 | 0 | 0 | 12.34 | 1 | 6.53 | 2 | 15.39 | 0 | 17.33 | 3 | 14.14 | 0 | 21.27 | 2 | 9.84 | 0 |
| 7 Dahmer, Brian | 201.28 | 37 | 0 | 2 | 0 | 0 | 7.75 | 2 | 8.33 | 1 | 14.82 | 1 | 21.54 | 4 | 21.71 | 7 | 19.44 | 0 | 0 | 12.23 | 1 | 7.65 | 3 | 18.09 | 2 | 20.33 | 7 | 17.77 | 1 | 21.98 | 7 | 9.64 | 1 |
| 8 Woodbridge, David | 201.55 | 67 | 0 | 1 | 0 | 0 | 11.83 | 13 | 6.00 | 3 | 8.81 | 3 | 13.28 | 4 | 21.62 | 9 | 18.89 | 1 | 0 | 14.51 | 6 | 8.00 | 6 | 20.59 | 0 | 21.44 | 8 | 20.39 | 4 | 26.17 | 9 | 10.02 | 1 |
| 9 Murphy, Corey | 203.49 | 60 | 0 | 2 | 0 | 0 | 8.00 | 5 | 4.81 | 2 | 11.35 | 6 | 24.61 | 17 | 22.43 | 3 | 15.34 | 0 | 0 | 12.26 | 0 | 9.19 | 5 | 15.62 | 2 | 18.38 | 6 | 20.55 | 0 | 28.03 | 9 | 12.92 | 5 |
| 10 Silbitzer, Johann | 224.22 | 93 | 0 | 3 | 1 | 0 | 11.08 | 11 | 4.87 | 1 | 18.13 | 9 | 25.79 | 18 | 16.98 | 4 | 10.11 | 0 | 0 | 13.77 | 4 | 10.83 | 6 | 24.83 | 4 | 20.50 | 9 | 22.71 | 2 | 29.16 | 15 | 15.46 | 10 |
| Hoffman, Peter | DNF | | | | | | 18.06 | 22 | 7.00 | 2 | 0 | 0 | 0 | 0 | 0 | 0 | 0 | 0 | 0 | 0 | 0 | 0 | 0 | 0 | 0 | 0 | 0 | 0 | 0 | 0 | 0 | 0 | |

SSP - Expert

| | | | | | | | | | | | | | | | | | | | | | | | | | | | | | | | | | |
|------------------------|---------------|-----|---|---|---|---|-------|----|-------|---|-------|----|-------|----|-------|----|-------|---|---|-------|---|-------------|----------|--------------|----------|-------|----|-------|----|-------|----|-------|----|
| 1 Pittha, Joseph | 174.06 | 49 | 0 | 0 | 1 | 0 | 9.88 | 8 | 13.94 | 9 | 8.76 | 1 | 17.48 | 1 | 18.24 | 7 | 10.20 | 0 | 0 | 10.29 | 1 | 5.51 | 2 | 18.77 | 1 | 17.45 | 10 | 13.73 | 0 | 21.65 | 9 | 8.16 | 0 |
| 2 Dudeck, Casey | 176.39 | 35 | 1 | 1 | 0 | 0 | 12.75 | 12 | 4.77 | 0 | 10.75 | 5 | 15.74 | 2 | 22.67 | 3 | 11.16 | 0 | 0 | 12.91 | 4 | 5.67 | 1 | 12.51 | 0 | 18.88 | 3 | 16.50 | 1 | 20.04 | 3 | 12.04 | 1 |
| 3 Barnak, Mark | 186.27 | 45 | 0 | 1 | 0 | 0 | 11.18 | 10 | 7.25 | 0 | 9.57 | 1 | 22.77 | 14 | 17.42 | 6 | 13.76 | 0 | 0 | 11.26 | 2 | 8.62 | 3 | 15.68 | 0 | 14.51 | 1 | 19.26 | 1 | 26.01 | 7 | 8.98 | 0 |
| 4 Nam, Edwin | 198.77 | 36 | 0 | 0 | 0 | 0 | 7.86 | 3 | 6.82 | 2 | 11.79 | 1 | 20.61 | 6 | 15.45 | 3 | 12.58 | 0 | 0 | 12.58 | 1 | 9.39 | 4 | 18.11 | 1 | 20.67 | 12 | 20.06 | 1 | 33.82 | 2 | 9.03 | 0 |
| 5 Pratt, Chris | 202.00 | 49 | 0 | 0 | 0 | 0 | 9.45 | 6 | 4.49 | 0 | 13.02 | 12 | 28.71 | 0 | 21.79 | 3 | 12.74 | 0 | 0 | 12.30 | 2 | 7.18 | 4 | 20.39 | 1 | 21.47 | 11 | 16.32 | 0 | 20.79 | 3 | 13.35 | 7 |
| 6 Reiche, Tim | 204.81 | 50 | 0 | 0 | 0 | 0 | 9.66 | 8 | 4.77 | 1 | 12.19 | 5 | 17.76 | 1 | 18.71 | 4 | 16.75 | 2 | 0 | 13.18 | 2 | 10.97 | 2 | 16.12 | 2 | 17.86 | 8 | 16.67 | 2 | 38.05 | 12 | 12.12 | 1 |
| 7 Schroyer, Steve | 208.89 | 35 | 2 | 2 | 1 | 0 | 9.42 | 6 | 5.06 | 0 | 13.11 | 6 | 20.74 | 0 | 31.99 | 5 | 12.41 | 0 | 0 | 17.58 | 0 | 9.49 | 3 | 16.04 | 1 | 19.62 | 4 | 15.57 | 1 | 27.47 | 8 | 10.39 | 1 |
| 8 Smith Jr, Scott | 229.60 | 64 | 0 | 0 | 1 | 0 | 11.56 | 10 | 6.21 | 2 | 12.86 | 2 | 21.71 | 9 | 23.34 | 3 | 17.85 | 4 | 0 | 14.91 | 2 | 9.93 | 1 | 22.15 | 1 | 23.48 | 4 | 17.01 | 2 | 32.25 | 14 | 16.34 | 10 |
| 9 Smith, Randy | 243.95 | 73 | 0 | 3 | 0 | 0 | 12.25 | 12 | 6.63 | 3 | 22.61 | 15 | 24.66 | 8 | 22.71 | 3 | 15.96 | 0 | 0 | 14.96 | 2 | 9.73 | 9 | 21.75 | 1 | 22.70 | 9 | 20.25 | 0 | 37.23 | 11 | 12.51 | 0 |
| 10 Reinheimer, Dick | 248.35 | 79 | 0 | 2 | 0 | 0 | 10.72 | 8 | 9.75 | 4 | 13.21 | 7 | 24.62 | 3 | 32.97 | 6 | 13.20 | 0 | 0 | 15.18 | 2 | 15.32 | 18 | 27.31 | 5 | 22.52 | 5 | 22.43 | 6 | 25.92 | 4 | 15.20 | 11 |
| 11 Musser, Chuck | 249.37 | 44 | 0 | 3 | 1 | 0 | 14.14 | 10 | 8.70 | 0 | 17.87 | 13 | 22.97 | 0 | 27.32 | 2 | 21.98 | 0 | 0 | 15.21 | 0 | 11.77 | 3 | 18.70 | 1 | 18.87 | 2 | 20.09 | 2 | 40.80 | 11 | 10.95 | 0 |
| 12 Focht, Gregory | 250.18 | 53 | 1 | 3 | 0 | 0 | 14.29 | 16 | 5.26 | 1 | 12.32 | 5 | 23.92 | 2 | 28.38 | 8 | 16.09 | 0 | 0 | 18.97 | 1 | 10.08 | 1 | 22.87 | 4 | 23.67 | 8 | 31.26 | 3 | 32.07 | 3 | 11.00 | 1 |
| 13 Roberts, Joe | 252.16 | 110 | 0 | 2 | 0 | 0 | 13.86 | 14 | 6.83 | 3 | 18.91 | 12 | 46.57 | 16 | 24.89 | 11 | 14.89 | 1 | 0 | 15.09 | 3 | 8.12 | 8 | 11.60 | 3 | 23.42 | 5 | 21.96 | 10 | 30.13 | 12 | 15.89 | 12 |
| 14 Snead, Cecil | 253.62 | 98 | 0 | 0 | 2 | 0 | 10.83 | 9 | 6.23 | 3 | 16.52 | 14 | 44.81 | 24 | 22.12 | 5 | 17.28 | 4 | 0 | 15.09 | 2 | 9.66 | 6 | 22.60 | 5 | 20.17 | 9 | 21.62 | 4 | 30.69 | 8 | 16.00 | 5 |
| 15 Galati, Ron | 268.53 | 55 | 0 | 3 | 2 | 0 | 13.04 | 12 | 5.38 | 0 | 14.14 | 3 | 33.06 | 15 | 26.04 | 2 | 21.01 | 0 | 0 | 20.47 | 3 | 14.13 | 0 | 30.58 | 10 | 21.38 | 4 | 21.33 | 2 | 32.47 | 4 | 15.50 | 0 |
| 16 Torres-Reyes, Laura | 274.00 | 119 | 1 | 4 | 2 | 0 | 23.64 | 23 | 7.38 | 1 | 18.36 | 17 | 32.60 | 21 | 34.32 | 13 | 18.56 | 1 | 0 | 15.13 | 3 | 15.55 | 10 | 22.20 | 0 | 23.67 | 11 | 17.92 | 3 | 27.20 | 11 | 17.47 | 5 |
| 17 McDonald, Douglas | 291.85 | 113 | 0 | 1 | 2 | 0 | 29.78 | 20 | 6.00 | 2 | 20.26 | 23 | 23.42 | 10 | 37.19 | 7 | 17.64 | 0 | 0 | 16.97 | 3 | 10.90 | 2 | 16.83 | 2 | 36.92 | 22 | 25.99 | 5 | 31.80 | 16 | 18.15 | 1 |



2009 PA State IPDA Championship

June 19 - 21, 2009


All Shooters



Match --- Penalties ---
Score PD NT PE FN FTDR Stage 1 Stage 2 Stage 3 Stage 4 Stage 5 Stage 6 Stage 7 Stage 8 Stage 9 Stage 10 Stage 11 Stage 12 Stage 13 Stage 14

SSP - Sharpshooter

| | | | | | | | | | | | | | | | | | | | | | | | | | | | | | | | | | | |
|----|---------------------|---------------|-----|---|---|---|---|-------|----|-------|----|-------|----|-------|----|-------|----|-------|---|---|-------|----|-------|----|-------|----|-------|----|-------|---|-------|----|-------|---|
| 1 | Wildenstein, Dale | 213.30 | 59 | 0 | 1 | 0 | 0 | 15.59 | 18 | 9.12 | 8 | 15.63 | 6 | 21.04 | 1 | 25.20 | 2 | 15.56 | 0 | 0 | 14.81 | 3 | 8.28 | 4 | 18.14 | 3 | 17.70 | 6 | 17.53 | 0 | 25.45 | 8 | 9.25 | 0 |
| 2 | Bambu, James | 221.00 | 54 | 0 | 2 | 0 | 0 | 11.41 | 10 | 6.41 | 0 | 15.50 | 16 | 23.86 | 12 | 23.21 | 3 | 12.51 | 0 | 0 | 16.72 | 1 | 7.52 | 3 | 24.49 | 1 | 20.88 | 3 | 19.66 | 0 | 29.33 | 5 | 9.50 | 0 |
| 3 | Minnich, Greg | 225.39 | 51 | 0 | 2 | 0 | 0 | 13.89 | 14 | 6.41 | 3 | 14.88 | 12 | 26.49 | 8 | 28.09 | 8 | 13.95 | 0 | 0 | 14.65 | 0 | 8.92 | 3 | 16.90 | 0 | 18.74 | 0 | 19.15 | 1 | 23.85 | 2 | 19.47 | 0 |
| 4 | Hopper, Tim | 237.09 | 68 | 0 | 5 | 1 | 0 | 15.81 | 17 | 6.01 | 1 | 13.82 | 9 | 28.39 | 11 | 25.23 | 3 | 16.12 | 2 | 0 | 13.63 | 1 | 8.36 | 7 | 24.80 | 0 | 22.40 | 5 | 24.64 | 3 | 26.09 | 8 | 11.79 | 1 |
| 5 | Miller, Donald F. | 237.61 | 67 | 0 | 1 | 0 | 0 | 13.63 | 12 | 6.39 | 3 | 19.18 | 17 | 21.78 | 1 | 20.01 | 6 | 17.10 | 0 | 0 | 13.98 | 2 | 9.70 | 2 | 21.32 | 0 | 26.57 | 15 | 23.90 | 5 | 27.31 | 4 | 16.74 | 0 |
| 6 | Walker, Eric | 242.74 | 83 | 0 | 4 | 1 | 0 | 15.59 | 11 | 9.57 | 7 | 15.05 | 13 | 26.29 | 13 | 19.09 | 6 | 14.18 | 0 | 0 | 21.03 | 7 | 12.14 | 4 | 21.87 | 1 | 21.90 | 7 | 16.40 | 1 | 32.51 | 13 | 17.12 | 0 |
| 7 | Roberts, Sean | 243.42 | 80 | 0 | 1 | 2 | 0 | 20.17 | 8 | 6.96 | 4 | 23.69 | 11 | 22.53 | 7 | 22.31 | 5 | 13.44 | 0 | 0 | 14.64 | 5 | 7.32 | 3 | 17.17 | 2 | 25.51 | 17 | 18.67 | 4 | 42.09 | 14 | 8.92 | 0 |
| 8 | Wrye, Brandon | 244.37 | 84 | 0 | 1 | 1 | 0 | 13.58 | 13 | 8.38 | 8 | 12.76 | 3 | 27.63 | 12 | 23.51 | 11 | 17.06 | 5 | 0 | 17.60 | 3 | 9.64 | 4 | 31.34 | 13 | 19.34 | 5 | 18.93 | 1 | 32.01 | 5 | 12.59 | 1 |
| 9 | Devereaux, Gene | 245.04 | 61 | 0 | 1 | 0 | 0 | 12.84 | 13 | 5.95 | 2 | 13.67 | 1 | 22.00 | 5 | 28.52 | 13 | 14.53 | 0 | 0 | 17.72 | 0 | 14.69 | 6 | 25.45 | 3 | 21.08 | 9 | 21.78 | 1 | 28.62 | 7 | 18.19 | 1 |
| 10 | Noll, Eric | 246.06 | 55 | 1 | 4 | 0 | 0 | 24.46 | 7 | 10.02 | 3 | 15.35 | 7 | 22.58 | 0 | 27.31 | 2 | 14.89 | 4 | 0 | 15.77 | 5 | 10.17 | 6 | 12.91 | 2 | 30.15 | 15 | 19.95 | 2 | 29.20 | 1 | 13.30 | 1 |
| 11 | Stonehill, Robert | 249.11 | 42 | 0 | 3 | 0 | 0 | 12.30 | 7 | 7.87 | 2 | 18.99 | 0 | 27.01 | 2 | 22.80 | 4 | 14.79 | 0 | 0 | 18.63 | 1 | 13.62 | 11 | 23.56 | 1 | 20.30 | 3 | 23.34 | 2 | 32.65 | 6 | 13.25 | 3 |
| 12 | Matchko Jr., Thomas | 250.90 | 61 | 0 | 3 | 0 | 0 | 13.84 | 14 | 5.84 | 1 | 21.53 | 15 | 24.05 | 0 | 31.12 | 6 | 14.72 | 0 | 0 | 14.55 | 3 | 11.79 | 1 | 18.41 | 0 | 21.94 | 7 | 26.71 | 3 | 26.97 | 9 | 19.43 | 2 |
| 13 | Kulnis, Bill | 254.60 | 84 | 0 | 0 | 2 | 0 | 12.24 | 10 | 7.24 | 1 | 28.75 | 25 | 24.42 | 7 | 23.12 | 5 | 14.41 | 0 | 0 | 13.22 | 2 | 10.29 | 4 | 17.34 | 3 | 21.39 | 8 | 21.96 | 3 | 38.12 | 14 | 22.10 | 2 |
| 14 | Burwell, Sharon | 267.85 | 46 | 0 | 0 | 0 | 0 | 11.71 | 5 | 6.18 | 0 | 20.79 | 7 | 35.13 | 8 | 34.39 | 8 | 16.52 | 1 | 0 | 19.73 | 2 | 8.77 | 2 | 23.03 | 1 | 21.79 | 5 | 21.44 | 0 | 31.01 | 6 | 17.36 | 1 |
| 15 | Antes, Robert | 268.85 | 61 | 0 | 2 | 0 | 0 | 15.11 | 17 | 5.44 | 1 | 12.47 | 4 | 27.10 | 3 | 28.78 | 9 | 18.17 | 2 | 0 | 20.10 | 0 | 14.55 | 7 | 26.00 | 1 | 28.20 | 13 | 28.18 | 2 | 31.89 | 1 | 12.86 | 1 |
| 16 | Wright, John | 291.93 | 82 | 1 | 0 | 2 | 0 | 18.66 | 19 | 5.90 | 1 | 20.68 | 13 | 42.12 | 17 | 33.39 | 4 | 16.26 | 1 | 0 | 15.72 | 1 | 13.85 | 1 | 22.43 | 0 | 21.18 | 6 | 21.12 | 0 | 41.50 | 19 | 19.12 | 0 |
| 17 | Kushner, Jon | 294.96 | 102 | 0 | 5 | 2 | 0 | 19.39 | 15 | 9.60 | 5 | 17.02 | 6 | 37.83 | 18 | 26.50 | 3 | 20.85 | 0 | 0 | 28.58 | 11 | 16.24 | 5 | 27.93 | 2 | 25.54 | 19 | 26.27 | 6 | 18.42 | 3 | 20.79 | 9 |
| 18 | DeVoss, Robert | 300.48 | 91 | 0 | 1 | 1 | 0 | 13.59 | 12 | 6.16 | 3 | 22.20 | 21 | 32.71 | 13 | 29.74 | 10 | 18.26 | 1 | 0 | 19.27 | 2 | 12.83 | 2 | 27.17 | 4 | 25.48 | 8 | 26.32 | 0 | 51.83 | 14 | 14.92 | 1 |
| 19 | Bowling, Paul | 301.79 | 124 | 0 | 0 | 4 | 0 | 22.93 | 24 | 7.75 | 4 | 25.37 | 24 | 35.93 | 15 | 29.88 | 7 | 17.34 | 1 | 0 | 21.10 | 4 | 10.36 | 4 | 26.19 | 5 | 26.77 | 15 | 23.22 | 2 | 41.99 | 17 | 12.96 | 2 |
| 20 | McDonald, Sam | 305.61 | 57 | 1 | 0 | 0 | 0 | 12.45 | 9 | 7.12 | 3 | 23.84 | 5 | 31.12 | 0 | 31.74 | 5 | 18.20 | 0 | 0 | 16.20 | 2 | 17.31 | 1 | 17.27 | 2 | 46.39 | 18 | 22.62 | 2 | 39.06 | 10 | 22.29 | 0 |
| | Torres-Reyes, Jose | DNF | | | | | | 0 | | 0 | | 0 | | 0 | | 0 | | 0 | | 0 | | 0 | | 0 | | 0 | | 0 | | 0 | | 0 | | 0 |
| | Koebensky, Dave M | DNF | | | | | | 36.45 | 34 | 10.91 | 12 | 28.16 | 30 | 0 | | 0 | | 0 | | 0 | | 0 | | 0 | 0 | 0 | 0 | 0 | 0 | 0 | 0 | 0 | 0 | 0 |
| | Nagle, Eric | DNF | | | | | | 0 | | 0 | | 0 | | 0 | | 0 | | 0 | | 0 | | 0 | | 0 | 0 | 0 | 0 | 0 | 21.81 | 1 | 47.41 | 19 | 22.49 | 0 |



2009 PA State IPDA Championship

June 19 - 21, 2009

All Shooters



Match --- Penalties ---
Score PD NT PE FN FTDR Stage 1 Stage 2 Stage 3 Stage 4 Stage 5 Stage 6 Stage 7 Stage 8 Stage 9 Stage 10 Stage 11 Stage 12 Stage 13 Stage 14

SSP - Marksman

| | | | | | | | | | | | | | | | | | | | | | | | | | | | | | | | | |
|----|-----------------------------|---------------|-----|---|---|----|---|---------|-------|------|---------|---------|---------|---------|---------|---------|---------|---------|---------|---------|---------|---------|---------|---------|---------|---------|---------|---------|---------|-------|-------|---|
| 1 | Webster, Frank | 264.56 | 91 | 0 | 3 | 0 | 0 | 20.5126 | 5.92 | 1 | 13.15 | 6 | 25.08 | 7 | 27.39 | 2 | 24.90 | 6 | 0 | 20.7111 | 12.56 | 5 | 21.47 | 1 | 27.01 | 8 | 20.81 | 2 | 31.15 | 10 | 13.90 | 6 |
| 2 | Zell, Jeff | 272.59 | 61 | 0 | 2 | 0 | 0 | 14.4411 | 6.84 | 0 | 15.86 | 4 | 32.92 | 8 | 26.2011 | 16.22 | 0 | 0 | 18.58 | 1 | 9.89 | 2 | 24.60 | 1 | 25.8711 | 25.72 | 5 | 34.11 | 6 | 21.34 | 1 | |
| 3 | Terpak, Michael | 296.70 | 112 | 1 | 5 | 1 | 0 | 10.92 | 8 | 6.42 | 3 | 26.3014 | 37.9016 | 31.5917 | 25.08 | 2 | 0 | 24.89 | 1 | 7.55 | 6 | 13.49 | 4 | 25.5514 | 31.98 | 5 | 36.9512 | 18.08 | 10 | | | |
| 4 | Bowman, Bob | 302.09 | 105 | 1 | 7 | 1 | 0 | 19.9416 | 5.68 | 1 | 24.6516 | 33.2111 | 32.7113 | 32.52 | 1 | 0 | 16.89 | 3 | 11.47 | 4 | 20.47 | 4 | 23.7514 | 21.08 | 2 | 42.2820 | 17.44 | 0 | | | | |
| 5 | Demcher Sr, Stephen N. | 309.51 | 76 | 0 | 3 | 1 | 0 | 15.35 | 8 | 7.26 | 1 | 20.2016 | 38.53 | 6 | 37.5216 | 20.42 | 2 | 0 | 19.64 | 0 | 14.41 | 2 | 27.62 | 0 | 31.7310 | 22.85 | 2 | 37.40 | 7 | 16.58 | 6 | |
| 6 | Tube, Steve | 321.75 | 117 | 1 | 1 | 1 | 0 | 21.5025 | 9.59 | 8 | 29.5520 | 29.22 | 4 | 33.99 | 7 | 22.2511 | 0 | 17.58 | 5 | 13.98 | 3 | 27.53 | 3 | 35.61 | 9 | 32.0013 | 34.47 | 5 | 14.48 | 4 | | |
| 7 | Yake, Bonnie P | 327.33 | 109 | 1 | 2 | 1 | 0 | 21.4917 | 9.40 | 3 | 27.3317 | 33.41 | 0 | 34.2822 | 20.13 | 0 | 0 | 16.56 | 4 | 10.54 | 8 | 28.99 | 3 | 34.2213 | 27.55 | 2 | 50.7517 | 12.68 | 3 | | | |
| 8 | Stephens, Warren | 346.66 | 105 | 1 | 1 | 3 | 0 | 18.1117 | 10.20 | 1 | 21.6218 | 38.1715 | 48.8915 | 22.18 | 0 | 0 | 20.65 | 0 | 15.0012 | 29.59 | 6 | 24.83 | 5 | 31.48 | 2 | 49.2514 | 16.69 | 0 | | | | |
| 9 | Guowitz, Mitch | 348.81 | 109 | 0 | 4 | 2 | 0 | 14.5213 | 11.29 | 2 | 22.1319 | 40.0817 | 36.2114 | 30.07 | 0 | 0 | 22.39 | 4 | 13.25 | 7 | 27.32 | 1 | 36.5924 | 28.15 | 3 | 43.80 | 4 | 23.01 | 1 | | | |
| 10 | Banker, Hetal | 362.99 | 82 | 0 | 2 | 0 | 0 | 14.7212 | 7.37 | 1 | 21.2819 | 61.73 | 2 | 50.74 | 7 | 16.53 | 1 | 0 | 25.26 | 1 | 26.65 | 8 | 25.67 | 3 | 25.39 | 8 | 30.77 | 8 | 42.9611 | 13.92 | 1 | |
| 11 | Powell, Nolan | 366.73 | 164 | 0 | 2 | 3 | 0 | 15.4014 | 6.92 | 3 | 18.6113 | 47.1025 | 41.4320 | 27.46 | 1 | 0 | 23.70 | 6 | 17.93 | 6 | 30.52 | 8 | 44.0734 | 30.6210 | 47.5421 | 15.43 | 3 | | | | | |
| 12 | Smith, Brian M. | 379.53 | 170 | 0 | 5 | 6 | 0 | 26.6431 | 10.86 | 1 | 17.4916 | 38.4214 | 29.5812 | 36.5810 | 0 | 34.3210 | 14.4511 | 35.8618 | 23.7510 | 30.1510 | 57.9126 | 23.52 | 1 | | | | | | | | | |
| 13 | Eichelberger, Richard "Ike" | 411.06 | 150 | 1 | 3 | 2 | 0 | 31.5225 | 14.61 | 2 | 23.5815 | 51.5321 | 65.8220 | 26.04 | 0 | 26.5812 | 18.0812 | 30.53 | 4 | 30.3619 | 33.46 | 6 | 44.0114 | 14.94 | 0 | | | | | | | |
| 14 | McCreech, Christine | 415.58 | 223 | 0 | 3 | 11 | 0 | 17.8620 | 8.23 | 4 | 52.0943 | 46.7725 | 61.0533 | 23.56 | 9 | 0 | 20.68 | 6 | 20.8616 | 32.8511 | 46.5735 | 31.03 | 6 | 38.35 | 9 | 15.68 | 6 | | | | | |
| 15 | Buffington, Debi | 425.73 | 214 | 0 | 0 | 9 | 0 | 21.7328 | 8.07 | 4 | 58.8041 | 58.1927 | 35.6718 | 20.79 | 1 | 0 | 18.98 | 8 | 9.98 | 2 | 29.6110 | 47.9032 | 25.99 | 3 | 68.7938 | 21.23 | 2 | | | | | |
| | Das, Johann | DNF | | | | | | 0 | 0 | 0 | 0 | 0 | 0 | 0 | 0 | 0 | 0 | 0 | 0 | 0 | 0 | 0 | 0 | 0 | 0 | 0 | 0 | 0 | 0 | 0 | 0 | 0 |
| | Rosen, Lisa | DNF | | | | | | 0 | 0 | 0 | 0 | 0 | 0 | 0 | 0 | 0 | 0 | 0 | 0 | 0 | 0 | 0 | 0 | 0 | 0 | 0 | 0 | 0 | 0 | 0 | 0 | 0 |
| | Schaffer, Burt | DQ | | | | | | | | | | | | | | | | | | | | | | | | | | | | | | |
| | Mangan, Joe | DNF | | | | | | 0 | 0 | 0 | 0 | 0 | 0 | 0 | 0 | 0 | 0 | 0 | 0 | 0 | 0 | 0 | 0 | 0 | 0 | 33.08 | 5 | 61.7732 | 16.06 | 3 | | |

ESR - Enhanced Service Revolver

ESR - Sharpshooter

| | | | | | | | | | | | | | | | | | | | | | | | | | | | | | | | | | |
|---|--------------|---------------|----|---|---|---|---|-------|---|-------|---|-------|---|-------|---|-------|---|-------|---|---|-------|---|------|---|-------|---|-------|---|-------|---|---------|-------|---|
| 1 | Owens, Sam | 263.04 | 46 | 0 | 1 | 0 | 0 | 16.10 | 5 | 10.80 | 2 | 19.90 | 7 | 28.47 | 4 | 32.10 | 3 | 13.99 | 0 | 0 | 16.52 | 2 | 9.50 | 4 | 20.09 | 1 | 22.22 | 3 | 22.51 | 1 | 34.1813 | 16.66 | 1 |
| | Olewine, Tom | DNF | | | | | | 0 | 0 | 0 | 0 | 0 | 0 | 0 | 0 | 0 | 0 | 0 | 0 | 0 | 0 | 0 | 0 | 0 | 0 | 0 | 0 | 0 | 0 | 0 | 0 | 0 | |

ESR - Marksman

| | | | | | | | | | | | | | | | | | | | | | | | | | | | | | | | | | |
|---|---------------|---------------|----|---|---|---|---|-------|---|-------|---|-------|---|-------|---|---------|-------|---|---|-------|---|-------|---|-------|---|-------|---|-------|---|-------|---|-------|---|
| 1 | Schneck, Walt | 319.84 | 73 | 0 | 1 | 0 | 0 | 19.21 | 8 | 13.92 | 3 | 26.70 | 8 | 29.38 | 5 | 37.6912 | 19.48 | 1 | 0 | 20.13 | 6 | 12.66 | 3 | 23.27 | 3 | 30.01 | 9 | 29.91 | 6 | 37.21 | 8 | 20.27 | 1 |
|---|---------------|---------------|----|---|---|---|---|-------|---|-------|---|-------|---|-------|---|---------|-------|---|---|-------|---|-------|---|-------|---|-------|---|-------|---|-------|---|-------|---|

SSR - Stock Service Revolver

SSR - Master


| | | | | | | | | | | | | | | | | | | | | | | | | | | | | | | | | | |
|---|-------------|---------------|----|---|---|---|---|-------|---|------|---|-------|---|-------|---|-------|---|-------|---|---|-------|---|------|---|-------|---|---------|-------|---|-------|---|-------|---|
| 1 | Lentz, Josh | 197.65 | 49 | 0 | 0 | 0 | 0 | 12.84 | 5 | 7.73 | 2 | 14.46 | 7 | 18.59 | 5 | 23.50 | 7 | 13.10 | 0 | 0 | 13.29 | 3 | 6.56 | 3 | 15.40 | 1 | 21.4212 | 15.26 | 0 | 24.66 | 4 | 10.84 | 0 |
|---|-------------|---------------|----|---|---|---|---|-------|---|------|---|-------|---|-------|---|-------|---|-------|---|---|-------|---|------|---|-------|---|---------|-------|---|-------|---|-------|---|

SSR - Expert

| | | | | | | | | | | | | | | | | | | | | | | | | | | | | | | | | | |
|--|-------------|-----------|--|--|--|--|--|--|--|--|--|--|--|--|--|--|--|--|--|--|--|--|--|--|--|--|--|--|--|--|--|--|--|
| | Murphy, Ted | DQ | | | | | | | | | | | | | | | | | | | | | | | | | | | | | | | |
|--|-------------|-----------|--|--|--|--|--|--|--|--|--|--|--|--|--|--|--|--|--|--|--|--|--|--|--|--|--|--|--|--|--|--|--|

SSR - Sharpshooter

| | | | | | | | | | | | | | | | | | | | | | | | | | | | | | | | | | | |
|---|------------------|---------------|----|---|---|---|---|---------|-------|-------|---------|---------|---------|-------|-------|-------|-------|-------|-------|-------|---------|-------|-------|---------|-------|-------|---------|---------|-------|---|-------|---|-------|---|
| 1 | Ortbach, Ken | 246.30 | 35 | 2 | 1 | 0 | 0 | 12.54 | 3 | 11.55 | 1 | 20.10 | 4 | 31.56 | 7 | 33.57 | 2 | 14.60 | 0 | 0 | 15.21 | 2 | 7.31 | 0 | 19.09 | 1 | 18.00 | 6 | 19.75 | 1 | 28.51 | 8 | 14.51 | 0 |
| 2 | Hammer, Steven | 260.12 | 89 | 1 | 0 | 1 | 0 | 24.7018 | 10.13 | 1 | 15.18 | 2 | 32.6011 | 28.50 | 3 | 12.98 | 1 | 0 | 14.85 | 6 | 12.3017 | 20.06 | 2 | 23.3813 | 24.83 | 8 | 26.09 | 3 | 14.52 | 4 | | | | |
| 3 | Plum Jr, John D. | 286.27 | 65 | 0 | 0 | 1 | 0 | 18.2913 | 10.42 | 0 | 18.5810 | 43.2615 | 28.74 | 1 | 15.70 | 0 | 0 | 22.62 | 1 | 11.72 | 7 | 24.26 | 0 | 19.86 | 6 | 25.69 | 1 | 33.7411 | 13.39 | 0 | | | | |
| 4 | Jepson, Chris | 364.73 | 93 | 1 | 2 | 1 | 0 | 20.9814 | 18.07 | 0 | 36.3816 | 42.5317 | 49.9712 | 21.92 | 0 | 0 | 21.99 | 1 | 10.78 | 7 | 32.28 | 4 | 22.85 | 5 | 28.16 | 6 | 37.2611 | 21.56 | 0 | | | | | |
| 5 | Fry Sr, Gary A. | 422.89 | 95 | 0 | 1 | 3 | 0 | 18.1610 | 13.83 | 6 | 23.03 | 6 | 55.3421 | 36.45 | 3 | 33.93 | 0 | 0 | 24.12 | 1 | 17.5013 | 39.88 | 1 | 42.9615 | 34.84 | 2 | 65.9317 | 16.92 | 0 | | | | | |



2009 PA State IPDA Championship June 19 - 21, 2009

All Shooters



Total Match Penalties:

Target Points Down (PD) - 11,259

Hits on Non-Threats (NT) - 40

Procedural Errors (PE) - 235

Failures to Neutralize (FN) - 166

Failures to Do Right (FTDR) - 2

Key to Penalties:

PD = Target Points Down. Each point down adds 1/2 second to your score.

NT = Hit on Non Threat target. Each HNT adds 5 seconds to your score.

PE = Procedural Error. Each adds 3 seconds to your score.

FN = Failure to Neutralize (no hits in the 0 or -1 zone) Each adds 5 seconds to your score.

FTDR = Failure To Do Right - adds 20 seconds to your score.

Key to Abbreviations:

CDP = **Custom Defensive Pistol**, such as 1911. Must be .45 ACP with maximum magazine load of 8 rounds

ESP = **Enhanced Service Pistol**, single action or SA/DA such as H&K P7 or CZ-75 or Springfield XD

SSP = **Stock Service Pistol**, double action or 'Safe Action' such as Glock or SIG

ESR = **Enhanced Service Revolver**, rimmed or rimless ammo, full moon clip, power factor of 165,000

SSR = **Stock Service Revolver**, rimmed case ammo, no full moon clips

DNF = Did Not Finish **DQ** = Disqualified